

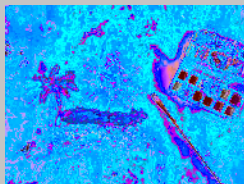


Museum Minute | Art and Water


Try it at home!




Paint a picture of an igloo. Use a white paint. We have a white paint. Add a few colors to the paint. FUN TIP! Use a palette knife to mix the colors. Blend the colors together. Use a brush to paint the igloo. Use a palette knife to carve the igloo. Use a palette knife to carve the igloo.



Take a picture of an igloo. Use a white paint. We have a white paint. Add a few colors to the paint. FUN TIP! Use a palette knife to mix the colors. Blend the colors together. Use a brush to paint the igloo. Use a palette knife to carve the igloo. Use a palette knife to carve the igloo.



Blend the colors together. Use a brush to paint the igloo. Use a palette knife to carve the igloo. Use a palette knife to carve the igloo.



Use a palette knife to mix the colors. Blend the colors together. Use a brush to paint the igloo. Use a palette knife to carve the igloo. Use a palette knife to carve the igloo.

Carve an igloo. Use a white paint. We have a white paint. Add a few colors to the paint. FUN TIP! Use a palette knife to mix the colors. Blend the colors together. Use a brush to paint the igloo. Use a palette knife to carve the igloo. Use a palette knife to carve the igloo.

Use a palette knife to mix the colors. Blend the colors together. Use a brush to paint the igloo. Use a palette knife to carve the igloo. Use a palette knife to carve the igloo.